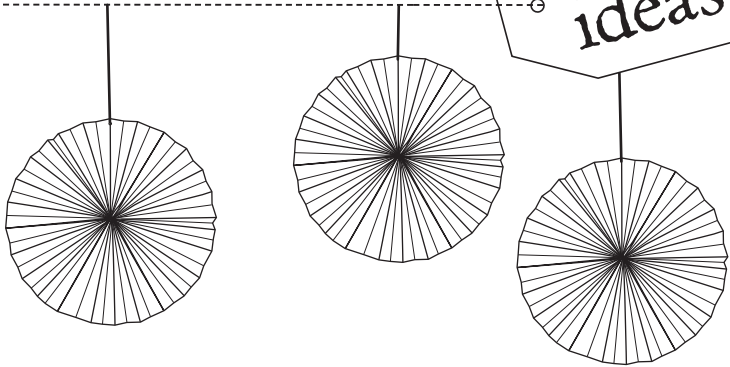





PAPER ROSETTE

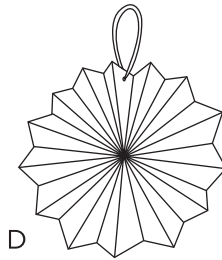
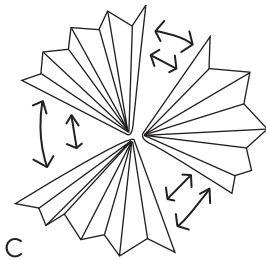
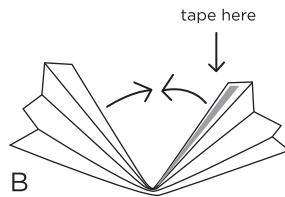
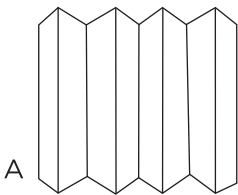


MATERIALS NEEDED

8 1/2" x 11" Text Paper · 1/4" Super Tape · 1/8" Hole Punch
Coordinating ribbon for hanging · Scissors

INSTRUCTIONS

Accordion fold 3 sheets of paper lengthwise at 3/4" intervals (A). Fold length of accordion folds in half and stick together with super tape (B). Repeat for all three accordions. Connect each piece with more super tape, forming a circle (C). Punch hole, thread ribbon and hang (D).



PAPER  SOURCE™

DO SOMETHING CREATIVE EVERY DAY®